






TPB10/2GRMAT

Pvc-Pu

SHEBEL® line
LAVORGOMMA

Specifiche tecniche / Technical specification

		Um	Norme / norms	Valore / value
	Peso / weight	Kg/m ²		2
	Carico di lavoro 1% allungamento / working load at 1%	N/mm		11
	Diametro minimo tamburi / min. diam. pulley	mm		25
	Temperatura di esercizio / operating temperature	min. / max. °C		-40 ÷ 90
	Antistatico / antistatic			No / No



Inserto tessile / Fabric

		Um	Norme / norms	Valore / value
	N° Tele / n° fabrics	n°		2
	Trama / weft			rigida / rigid
	Qualità / quality			poliestere / polyester



Lato portante / Top cover



		Um	Norme / norms	Valore / value
	Colore / color			blu / blue
	Materiale / material			pu
	Superficie / surface			opaco / matt
	Spessore / thickness	mm		0,25













Lato Scorrimento / Bottom cover

		Um	Norme / norms	Valore / value
	Colore / color			blu / blue
	Materiale / material			pu
	Superficie / surface			grani di riso / grains of rice
	Spessore / thickness	mm		-

Dimensioni / Dimensions

		Um	Norme / norms	Valore / value
	Spessore totale / total thickness	mm		1,8
	Larghezza / width	m		2

Scorrimento su piano Slider bed	Scorrimento su rulli Flat roller	Scorrimento su piano su ambo i lati Slider bed on both sides	Scorrimento su piano in conca Slider bed in basin	Scorrimento su rulli in conca Slider bed on ruller	Trasporto inclinato Inclined conveying	Variazione di pendenza Incline variation	Trasporto con accumulo Conveyor with accumulation	Scorrimento su piano con pressione Slider bed with pressure	Trasportatore in curva Conveyor curve
									
▼	●					▼	▼		

● Idoneo all'impiego / Suitable for use

▼ Applicabile con limitazioni / Applicable with limitations

Tabella Tolleranze / Table Tolerances

	da / from	a / to	Um	tolleranze / tolerances		da / from	a / to	Um	tolleranze / tolerances
Larghezza / width	10	200	mm	± 2	Lunghezza / length	700	1500	%	± 0,8
	200	600	mm	± 4		1500	2500	%	± 0,5
	600	1400	mm	± 6		2500	5000	%	± 0,4
	1400	2700	mm	± 10		5000	10000	%	± 0,3
	2700	4300	mm	± 14		10000		%	± 0,2
	4300	6000	mm	± 18					